



'P' type mounting clips are ideal elements for retaining / holding pipes, cables, cable harnesses, hoses etc. These 'P' clips act as form fitting adjustable bands for ease of assembly & installation. The band ends of these clips are reinforced to prevent any tearing or loosening due to high mechanical loads. These galvanized steel, 'P' clips are fitted with EPDM liners which help achieve a tighter grip on the cable / conduit & also act as dampers for sound & vibration.

Technical Details :	
Material	Clip - Zinc Plated, Galvanised Steel
Profile	EPDM
Temperature Range	-40° C to +120° C

'P' TYPE MOUNTING CLIPS



Size	Cat. No.	Nominal ID (mm)	B Width (mm)	d Screw Size	Standard Pack (pieces)
0542-06-12	FHC-06	06	12	M5	50
0542-08-12	FHC-08	08	12	M5	50
0542-10-12	FHC-10	10	12	M5	50
0542-12-12	FHC-12	12	12	M5	50
0542-15-15	FHC-15	15	15	M6	50
0542-22-15	FHC-22	22	15	M6	50
0542-30-15	FHC-30	30	15	M6	50
0542-35-15	FHC-35	35	15	M6	50
0542-40-20	FHC-40	40	20	M8	50

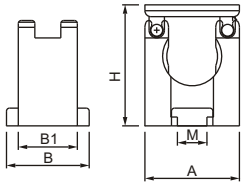


Mounting Clips are used for supporting conduits. These clips are made of High Quality Impact Resistant Polyamide. The mounting clips are stackable and are fixed with the help of screws on to the panel or equipment surface.

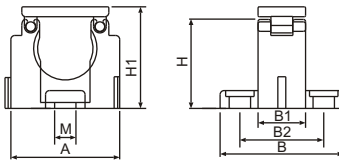
MOUNTING CLIPS



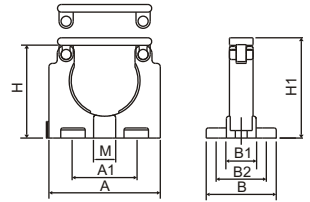
Technical Details :	
Material	Polyamide 6
Colour	RAL 7001 (Grey) RAL 9005 (Black)
Temperature Range	-40° C to +105° C Continuous, +150° C Short Term



For NFH-7/10



For NFH-12/16/22



For NFH-28/36/48/56/70/95

Suitable for Conduit Size	Cat. No. Black	Cat. No. Grey	Dimensions								
			A	A1	B	B1	B2	H	H1	M	
7	FHN-07B	FHN-07G	16	-	14.5	10	-	-	18	20.7	1 X M4
10	FHN-10B	FHN-10G	18	-	15	10	-	-	21.7	24.2	1 X M4
12	FHN-12B	FHN-12G	27.5	-	31.2	14	21.2	22.5	22.5	25.7	3 X M5
16	FHN-16B	FHN-16G	34.2	-	36	14	24	29.5	29.5	33	3 X M5
22	FHN-22B	FHN-22G	45.5	-	38	14	24	38	38	42.2	3 X M6
28	FHN-28B	FHN-28G	55	34	37	14	25	45.3	45.3	49.8	5 X M6
36	FHN-36B	FHN-36G	66	37.5	41.5	14	27	54.3	54.3	59.5	5 X M6
48	FHN-48B	FHN-48G	84.8	56	41.5	14	27	66.8	66.8	73.1	5 X M6
56	FHN-56B	FHN-56G	98.6	64.6	52	19	35.5	79.7	79.7	86.3	5 X M6
70	FHN-70B	FHN-70G	121	79	63	23	43	97.6	97.6	105.8	5 X M6
95	FHN-95B	FHN-95G	155	103	82	30	56	125.8	125.8	136.3	5 X M6